



XPLORE
SERIES

X145 Product Guide

Who is Imperial Outdoors?

Nelson Industries has been manufacturing custom ice fishing houses for over 10 years. Since the beginning, we've worked hard to provide the best quality product available, then, we work to improve it.

Imperial Outdoors was born from this cold-weather, enjoy nature to it's fullest, personality. We simply don't know how to do it any other way. We pay special attention to the functionality and usability of our product, not just the aesthetic. Our employees are outdoor enthusiasts and we field test our own products regularly to ensure we're providing the best user experience and quality possible. We are fortunate to have low employee turnover, which translates to knowledgeable, skilled employees that are passionate about what we do.

Taking our acquired knowledge over the past decade, we've created a product that ranks a step ahead of the competition. The Imperial Xplore Series is NOT just another mass-produced "off grid" camper that looks pretty in a parking lot, but disappoints on the trail. We've taken the time to ensure all of our components are built to withstand the abuse of actually driving off-road as well. The Xplore Series boasts a rock-solid powder coated steel frame that uses an independent off-road suspension. If you find obstructions large enough, we made sure the sensitive components like plumbing and wiring are well above frame level to avoid damage. Metal skid plates protect the water tanks for additional peace-of-mind. Adding to the over-engineered toughness, our innovative construction and insulation methods provide comfort in temperatures down to -40°F. Lightweight, insulated acrylic windows also help to seal out the elements, while providing a spectacular view of your surroundings. The Xplore Series is a true 4-season, off-road camper designed specifically for those looking to take their RV on a remote outdoor adventure. It is our passion to provide not only the best product, but also the best user experience to match!

Check out our package options to customize your Xplore Series to match your adventure. Our accessory racks, storage options and utility upgrades are sure to make your adventure more enjoyable. Imperial is built from the ground up with owner satisfaction and usability at the forefront of our mind.

"We stand by our craftsmanship by offering industry standard warranties on all of our products. It is important to us that our customers are happy with their investment. We pride ourselves on our quality and customer service."



What is Xplore Series?

Conceived on a frozen lake in the Northern United States, you may find this beast roaming anywhere traditional RV's won't go. That same frozen lake, a muddy mountain road, hiding deep in the woods, you'll be hard pressed to find one at a roadside RV park. Built to exceed the boundaries of a traditional camper, Xplore Series is your all-weather, all-terrain home away from everything!

Why?... Because we can.

The off-grid camper has been gaining popularity in the US over the last few years, and we wanted to introduce a high quality, American Made unit that out-performs all others on the market. We've been building ice fishing houses that are used and abused over rugged ice roads and get dug over ice ridges and snowbanks to find the best fishing spots for over a decade. Then we thought, "why not ramp it up a bit and apply this concept to a true off-road camper?" Built using the knowledge we've gained in the fish house industry, Xplore Series will keep you comfortable down to -40°F. The beefed up chassis and suspension along with added power management improvements make this unit a superior off-road, off-grid getaway vehicle.

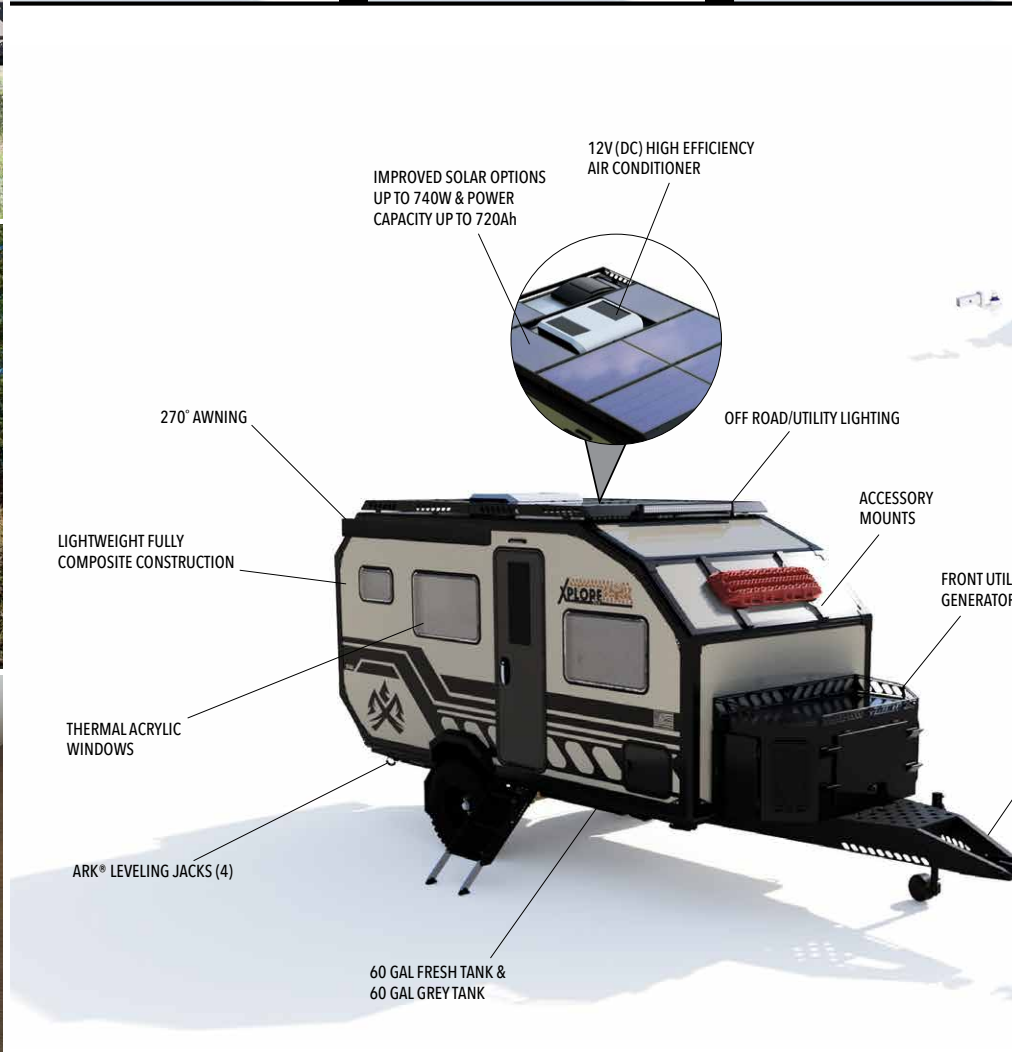
Model No. X145

Standard Features (Model Specific)

- Off-road reinforced, coated steel frame
- Full Skid Plates
- D-Ring recovery points
- Fully insulated composite exterior walls with gelcoat surface
- 1pc, fully insulated composite floor and fully walkable composite roof
- Twin 20lb LP Fuel Tanks
- Truma Combi+ Furnace/Water Heater
- Low-profile, high efficiency 12V(DC) Roof-Mounted A/C
- Bluetooth Speaker
- Full Kitchen w/induction cooktop, 12V refrigerator and kitchen sink
- Full Bathroom w/shower and dry flush toilet
(no black water tank to deal with in the back-country)
- Upgraded 60 gallon fresh & 60 gallon grey water tanks
- Convertible Dinette
- Full Size Bed (RV Full) w/bedding
- LED interior & exterior lighting
- Off-Road Lighting
- Conveniently placed 120V outlets & USB charging ports
- Roof-mounted MaxxAir ventilation system
- 270° Awning
- Exterior Pass-Through Storage
- Exterior 120V Power Outlet
- RVIA Certified
- Cruisemaster® ATX independent suspension
(w/air bags, disc brakes, & parking brake)
- 265/75 R16 All-Terrain Tires
- Front Mounted Utility Box with LP & Generator Storage
(generator not included)
- On-board Air Compressor
- Custom Roof rack
- Cruisemaster® Articulating Hitch
- Thermal Acrylic Windows
- 360ah Lithium Battery (STAGE 1)
- 240W Roof Mounted Solar System (STAGE 1)
- Power Inverter & Monitor Panel
- MPPT Solar Control & Battery Monitor
- Heated/Insulated Water Storage Tanks
- Outdoor Shower hookup
- ARK® Heavy Duty Rolling Tongue Jack & Leveling Jacks
- Customizable Rear Accessory Options




Standard Features






Standard Features



GREY



ARK® TONGUE JACK


CRUISEMASTER® ATX OFF-ROAD INDEPENDENT AIR SUSPENSION w/DISC BRAKES

AVAILABLE REAR STORAGE / TOOLBOX

AVAILABLE FACTORY MOUNTS FOR YOUR FAVORITE OFF-ROAD ACCESSORIES



POWDER COATED STEEL FRAME

CRUISEMASTER® ARTICULATING HITCH w/PARKING BRAKE



FLOOR PLAN

FRONT

 IMPERIAL OUTDOORS	MODEL LINE: 	DESCRIPTION: 2024 X145 MODEL HIGHLIGHTS	OVERALL LENGTH: 21' 6" (Hitch to Back Wall)
	MODEL #: X145	REVISION #: REV. 04-2024	CABIN DIMENSIONS: 14' 6" L X 7' 0" W
			SLEEPING CAPACITY: 2+



Package Options



Customizable Options

Power Storage

- STAGE 2 - 720Ah: (2) 360Ah Lithium Batteries
- STAGE 3 - 1080Ah: (3) 360Ah Lithium Batteries

Solar Output

- STAGE 2 - 740W: (7) Glass Solar Panels

Accessory Options

Rear

(unit accomodates 2 rear accessory mounting locations + hi-lift jack mounts)

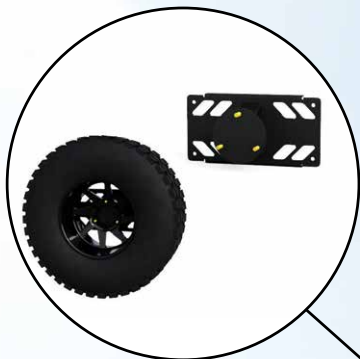
- Spare Tire Mount w/Full Size Spare
- Jerry Can Mount *(fits standard NATO Jerry Cans - not included)*
- Rear Utility Box
- Auxillary Grid Panels *(mounts to Front or Rear Utility Box)*
- Accessory Grid Panel *(mounts to rear accessory bracket)*
- Hi-Lift Jack Mount *(Hi-Lift Jack not included)*

Front


- Traction Board Mount
- Auxillary Grid Panels *(mounts to Front or Rear Utility Box)*
- Outdoor Kitchen *(passenger side pass thru storage area)*




MIX AND MATCH YOUR ACCESSORIES
WITH OUR
UNIVERSAL ACCESSORY MOUNTS
ARRANGE AND ORGANIZE TO SUIT YOUR NEEDS



SPARE TIRE CARRIER



JERRY CAN MOUNT
(FITS STD. NATO JERRY CANS - NOT INCLUDED)



REAR UTILITY BOX
(SHOWN W/OPTIONAL AUXILIARY GRID PANELS)



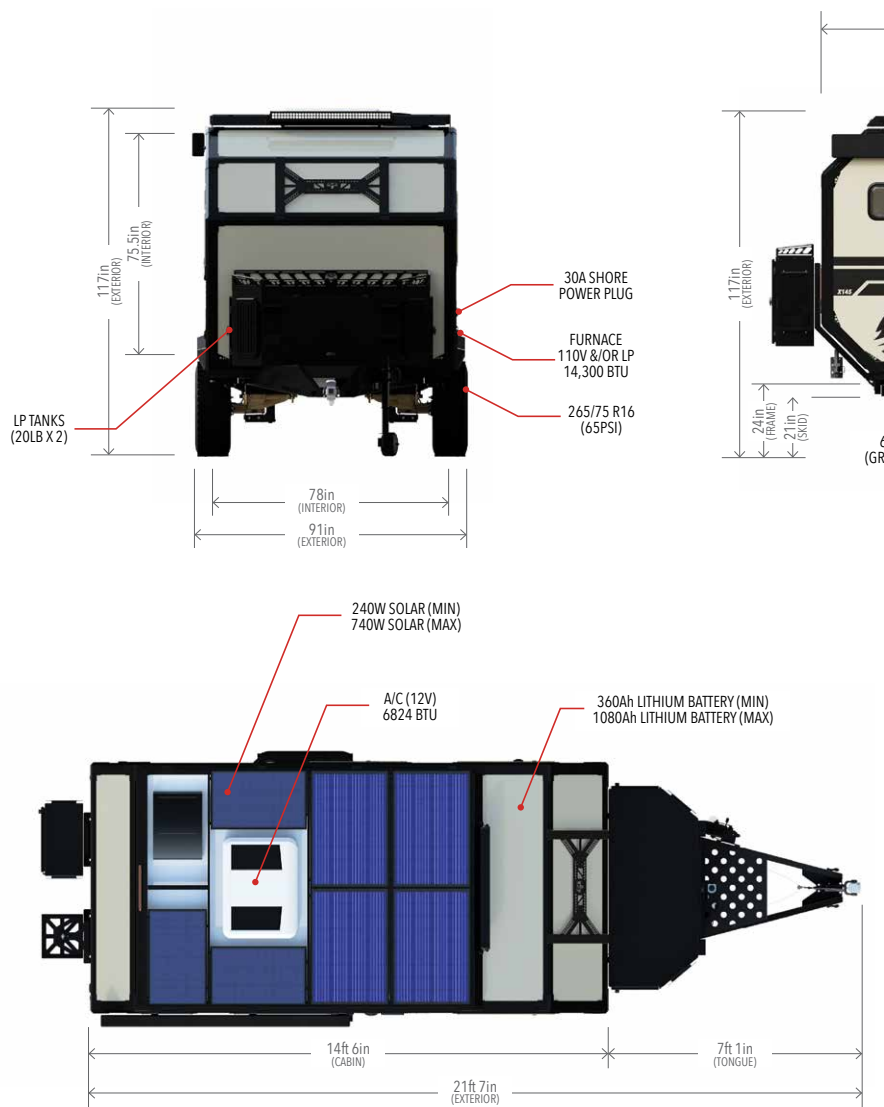
REAR ACCESSORY GRID

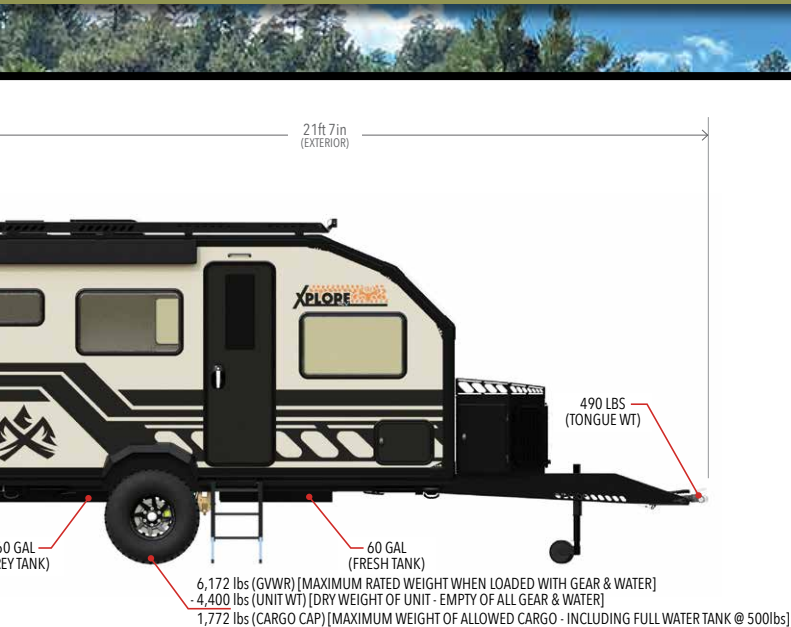


HI-LIFT JACK MOUNT
(JACK NOT INCLUDED)



Specifications





SPECIFICATIONS:		X145
DIMENSIONS		
Overall Length		21 ft 7 in
Overall Width (including fenders)		9 in
Overall Height		9 ft 9 in
Interior Height (floor-to-ceiling)		75.5 in
Interior Width (wall-to-wall)		78 in
Ground Clearance (to skid plate)		21 in
Ground Clearance (to frame)		24 in
Tire Size		265/75 R16
WEIGHTS		
Unit Weight		4,400 lbs
Max Trailer Capacity (GVWR)		6,172 lbs
Tongue Weight		490 lbs
Cargo Capacity		1,772 lbs
CAPACITY		
Sleeping Capacity		2+
Fresh Tank Capacity		60 Gal
Grey Tank Capacity		60 Gal
Refrigerator Capacity		3.0 cu ft
LP Tank Capacity		(2x) 20 lb
Battery Capacity (Base Package)		360 Ah Lithium (x1)
INFO		
Solar Output (Base Package)		240 W
Furnace		14,300 BTU
Air Conditioner (12V)		6,824 BTU
Frame Material		Steel
Frame Coating		Powder Coat w/e-coat Primer

OVERALL LENGTH: 21' 7" (Hitch to Back Wall)	DESCRIPTION: 2024 X145 MODEL HIGHLIGHTS	REVISION #: 3-2025	MODEL #: X145
SLEEPING CAPACITY: 2+	CABIN DIMENSIONS: 14' 6" L X 7'0" W		

SERIES: XPLORE SERIES



At-a-Glance



COLOR OPTIONS:
AVAILABLE IN 3 COL-
OR OPTIONS. OLIVE,
SAND, OR GREY



270° AWNING



RUGGED, LIGHTWEIGHT, FULLY COMPOSITE CONSTRUCTION



UPGRADED 60GAL FRESH & 60GAL GREY TANKS W/FULL SKID PLATES



NEW CRUISEMASTER ATX® INDEPENDENT SWINGARM SUSPENSION
W/AIR BAGS & DISC BRAKES FOR IMPROVED RIDE ON & OFF-ROAD



ARK® LEVELING JACKS & ROLLING TONGUE JACK



CRUISEMASTER® ARTICULATING HITCH W/PARKING BRAKE




12V AIR CONDITIONER ELIMINATES THE NEED FOR SHORE POWER
TO STAY COOL.



UPGRADED ACCESSORY OPTIONS CAN BE CUSTOMIZED TO
CUSTOMER PREFERENCE




FRONT UTILITY BOX WITH LP TANK & GENERATOR
STORAGE COMPARTMENTS



IMPROVED SOLAR OPTIONS:
STAGE 1 (STANDARD): 240W (3 PANELS)
STAGE 2 (UPGRADE): 740W (7 PANELS)

SEE GUIDE BELOW



IMPROVED BATTERY OPTIONS:
STAGE 1 (STANDARD): 360Ah (1 Lithium Battery)
STAGE 2 (UPGRADE): 720Ah (2 Lithium Batteries)

SEE GUIDE BELOW



OVERALL LENGTH: 21' 6" (Hitch to Back Wall)	DESCRIPTION: 2024 X145 MODEL HIGHLIGHTS	MODEL LINE: XPLORE
SLEEPING CAPACITY: 2+	CABIN DIMENSIONS: 14' 6" L X 7'0" W	MODEL #: X145
	REVISION #: REV. 04-2024	IMPERIAL OUTDOORS





a brand by:



2191 Aspen Street, St. Croix Falls, WI 54024

info@imperial-outdoors.com | 715-483-9955 | www.imperial-outdoors.com

© 2025 Nelson Industries, Inc. All information provided, whether written or visual, is based on current product information at the time of publication. Nelson Industries, Inc. & Imperial Outdoors reserves the right to make changes at any time without notice. All other trademarks and brand information used herein are for identification purposes only and are owned by their respective companies.